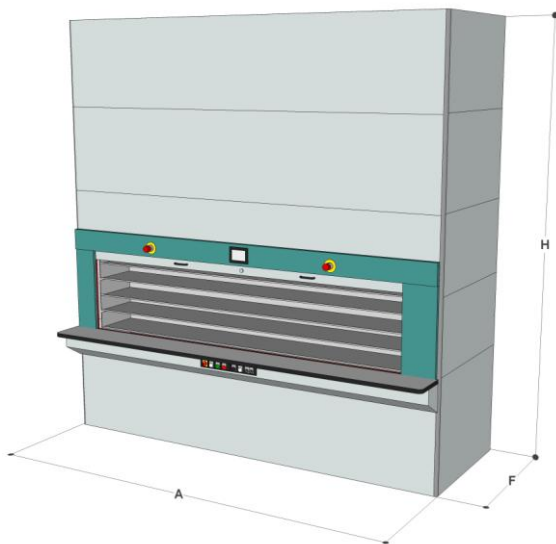


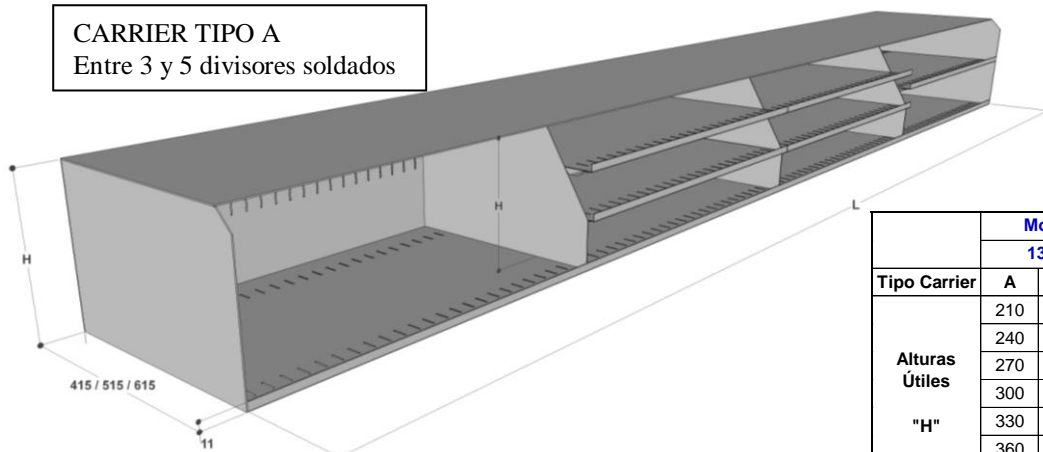
EQUIPOS ILMAG



| | Ancho Total "A" | Modelos - Capacidades de carga por carrier Kg. | | | | | | | |
|-------------------------------------|-----------------|--|-------|-------------|-------|-------------|-------|-------------|-------|
| | | 130 | | 180 | | 300 | | 500 | |
| | | Longitudes útiles de carrier "L" en mm | | | | | | | |
| | 2.728 | | 2.332 | | 2.296 | | 2.206 | | 2.114 |
| | 3.178 | -396 | 3.178 | -432 | 3.178 | -522 | 3.178 | -614 | 3.178 |
| | 3.364 | | 3.364 | | 3.364 | | 3.364 | | 3.364 |
| Carga máxima TOTAL | | 2.800 | | 3.600 | | 7.000 | | 12.000 | |
| Descompensación de carga máxima 20% | | 560 | | 720 | | 1.400 | | 2.400 | |
| Descom. si nº de carriers es impar | | 300 | | | | | | | |
| Motores estándar | | 0,95 | | 0,95 | | 1,85 | | 1,85 x 2 | |
| Acometida | | 220 v | | 220 v | | 220 v | | 380 v | |
| Velocidad de giro en m/min | | 5,5 | | 7,0 | | 7,0 | | 7,0 | |
| Alturas estándar | | 2100 / 6000 | | 2100 / 6000 | | 2100 / 6000 | | 2100 / 6000 | |
| Fondos Totales "F" | Carrier 365 | 1.095 | | | | | | | |
| | Carrier 415 | 1.168 | | 1.315 | | 1.315 | | 1.315 | |
| | Carrier 515 | | | 1.480 | | 1.480 | | 1.480 | |
| | Carrier 615 | | | 1.715 | | 1.715 | | 1.715 | |

CARRIER TIPO A

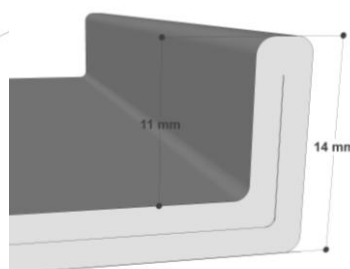
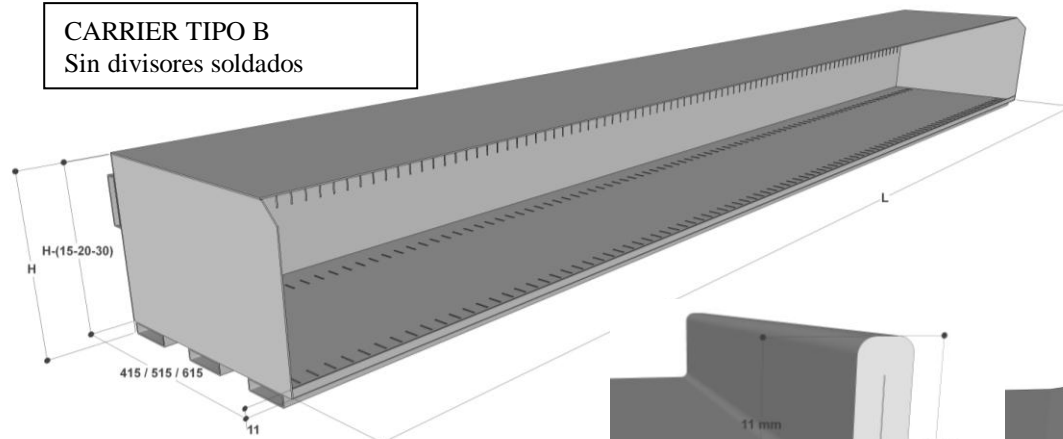
Entre 3 y 5 divisores soldados



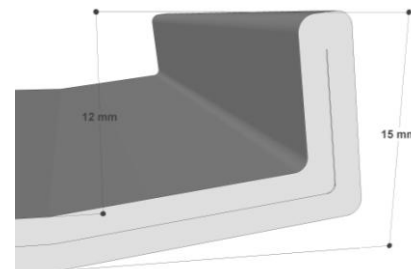
| Tipo Carrier | Modelos - Capacidades de carga por carrier Kg. | | | | | | | |
|--------------------|--|-----|-----|-----|-----|-----|-----|-----|
| | 130 | | 180 | | 300 | | 500 | |
| | A | B | A | B | A | B | A | B |
| Alturas Útiles "H" | 210 | 195 | 210 | 195 | 215 | 195 | 190 | 160 |
| | 240 | 225 | 240 | 225 | 253 | 233 | 240 | 210 |
| | 270 | 255 | 270 | 255 | 291 | 271 | 290 | 260 |
| | 300 | 285 | 300 | 285 | 329 | 309 | 340 | 310 |
| | 330 | 315 | 330 | 315 | 367 | 347 | 390 | 360 |
| | 360 | 345 | 360 | 345 | 405 | 385 | 440 | 410 |
| | | | | | | | 490 | 460 |

CARRIER TIPO B

Sin divisores soldados



Labio estándar



Labio para cubetas